
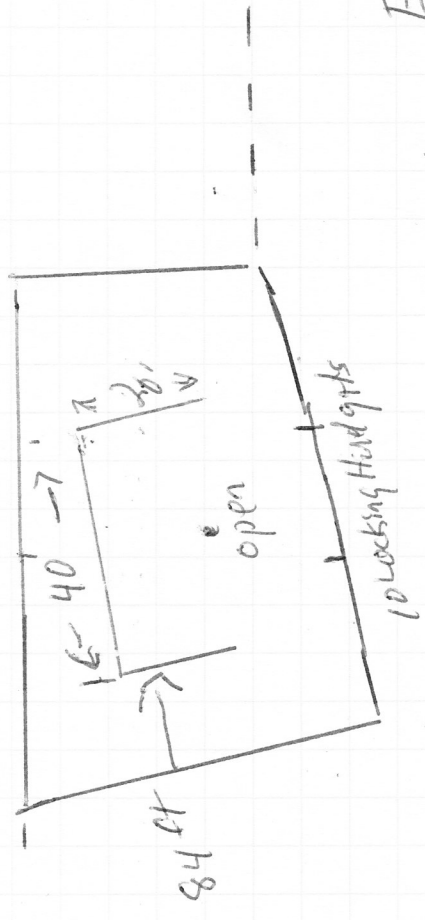


DAN RIMBY CATTLE SHED
PARCEL 0507-362-8500-8


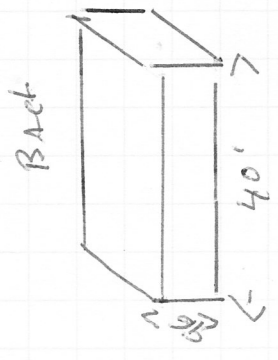
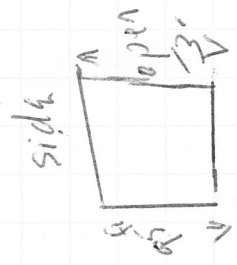
Solid Line Feedlot
Striped Line Fence

N

Ridge Dr.



Shed is 40' Wide
20' Deep
9.6 on North Wall
13.6 on South opening



square 40' x 20'

Breakers Rd

E

S